




SURE-SEAL®

Energy-Efficient Insulated Door for Automated Storage & Retrieval Systems (ASRS)

The Sure-Seal® roll-up door is designed specifically for automated storage and retrieval systems using conveyors for product transport. This high speed, high performance door combines speed with energy efficiency to help control environments particularly between conveyor operations and storage areas. The Sure-Seal door is developed from proven Rytec design durability and can support high cycle facilities with frequent opening and closing operations. The door's high speed ensures less air infiltration with each cycle and the insulated panel and tight perimeter seals provide exceptional energy savings when closed.

A standard I/O expansion board and System 4® programming versatility provides efficient integration capability with ASRS controls.

Ideal for non-live traffic interior applications where speed, low maintenance and dependability are critical for everyday operations.



**Rylon®
Thermal Panel**



Extremely Fast and Quiet

- Peak speed of up to 100" per second
- Reduces overall cycle time and infiltration

Rylon® Thermal (3.0) Panel

- One-inch thick, closed-cell foam panel with R-4 insulated value
- Laterally-rigid and vertically flexible with non-porous, moisture-proof vapor barrier for uniform performance

Perimeter Seals and Thermal Breaks

- Quad seals on front and back of panel
- Top vinyl loop seal and low temperature bottom edge seal help prevent ice propagation
- Full perimeter thermal breaks

Intelligent System 4® Controller

- Integrates with ASRS system controls
- Configurable for customizable functions and integrated signals
- Dedicated 'open', 'close', and local control inputs
- Variety of outputs including 'door is closed', 'door is open' and more

SURE-SEAL®

HIGH-PERFORMANCE CONVEYOR DOOR



Cold
Storage



Food and
Beverage



Mfg/Dist/
Warehousing

Size/Dimensions

- Up to 6'W x 13'H
- 39" headroom above lintel
- 32" head projection
- 6" side column width
- 9.5" -10.5" side column projection
- 10" side clearance, non-drive side
- 18" side clearance, motor side
- Motor placement on right or left side

Travel Speed

- Peak opening and closing speed up to 100 inches per second

Operation

- Three horsepower motor
- Variable speed AC drive provides soft acceleration and deceleration
- Designed for high-cycle durability in high volume environments



Direct drive motor

Automated Storage & Retrieval Systems

- Construction of support frame allows for easier maintenance and access to door components when in tight spaces
- Includes features exclusively for non-live traffic areas
- Flexible pre-programmed options and multiple inputs and outputs for integration with automated system controls

Electrical Controls

- System 4® controller housed in a NEMA 4X rated enclosure with factory set parameters
- Intelligent processor monitors and controls power consumption during operation
- Advanced self-diagnostics for troubleshooting
- I/O board (standard)




System 4 shown with optional rotary disconnect

Standard maximum sizes shown; consult factory for other sizes.

Panel Construction

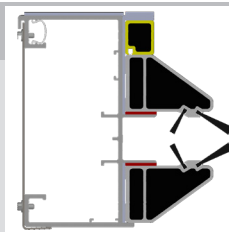
- 1 inch thick insulated panel
- Three-layer construction consisting of Rylon®, closed-cell foam and proprietary thermally-laminated protective film
- Uniform thermal performance from edge-to-edge
- No heat-sealed pockets, stitching, spun insulation or quilted pads



Rylon (3.0) Thermal Panel

Side Column Construction

- Extruded aluminum and fiberglass construction
- Low profile side column



Low profile footprint with integral thermal breaks

Thermal Performance

- Rylon thermal panel
- Quad seals in side column
- Top vinyl loop seal
- Integral bottom edge seal
- Integrated thermal breaks around entire door assembly

Warranty

- One-year limited warranty on materials and workmanship
- One-year limited warranty on insulated panel

Options

- Side column heaters
- Overhead blowers
- Break-Away™ bottom bar with reversing edge and Ry-Wi® Wireless System
- Front & rear dual thru beam photo eyes
- Pathwatch® Safety Light System



Pathwatch Safety Light System

American Owned, American Made



◀ Watch All Rytec Testimonials

Specifications subject to change
© 2024 Rytec, a Nucor company LIT081924

RytecDoors.com

888-GO-RYTEC

info@rytecdoors.com

P: 262.677.9046

W223N16601 Cedar Parkway
Jackson, WI 53037-0403

RYTEC
a NUCOR company